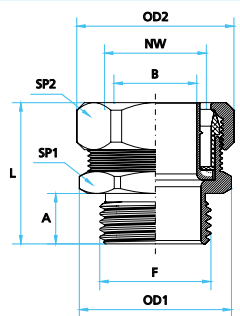


**CMMF** 

Raccordi in ottone filetto maschio serie CM continuità metallica  
Male thread brass fittings with metallic continuity



QR CODE: istruzioni di montaggio  
QR CODE: assembly instructions





























① A richiesta sono disponibili Raccordi con filettatura GAS Conica ISO 7/1R  
① ISO 7/1R Tapered Thread available on demand

Per guaine tipo: L-P-DAR-SVT-T-TP-LPU-DAPU-SVPEVAT  
For conduits type: L-P-DAR-SVT-T-TP-LPU-DAPU-SVPEVAT



 File E - 124066 140F/60°C
















**CMMF - Filetto maschio GAS e PG - Raccordo in ottone con continuità metallica**

Codice GAS	F Filetto GAS	A mm	L mm	Codice PG	F Filetto PG	A mm	L mm	Certificazioni	Codice Guaina NW	Ø guaina mm int. est.	B Passaggio utile mm	OD1 mm	OD2 mm	SP1 mm	SP2 mm	Confezione standard
CMMFG009	1/4"	10	31	CMMFP09PG09	9	10	31		9	8,5 - 13,0	7	23	24,5	20	22	20
CMMFG009A	3/8"	10	31	CMMFP09PG11	11	10	31		9	8,5 - 13,0	7	23	24,5	20	22	20
CMMFG009B	1/2"	10	31,5	CMMFP09PG13	13,5	10	31,5		9	8,5 - 13,0	7	25	24,5	22	22	20
CMMFG010	1/4"	10	32	CMMFP10PG07	7	10	32		10	10,0 - 15,0	8,5	25	26	22	24	20
CMMFG010A	3/8"	10	32	CMMFP10PG09	9	10	32		10	10,0 - 15,0	8,5	25	26	22	24	20
CMMFG010B	1/2"	10	32	CMMFP10PG11	11	10	32		10	10,0 - 15,0	8,5	25	26	22	24	20
				CMMFP10PG13	13,5	10	32		10	10,0 - 15,0	8,5	25	26	22	24	20
CMMFG012	3/8"	10	33	CMMFP12PG11	11	10	33		12	12,0 - 17,0	10,5	27,5	29	24	26	20
CMMFG012A	1/2"	10	33	CMMFP12PG13	13,5	10	33		12	12,0 - 17,0	10,5	27,5	29	24	26	20
				CMMFP12PG16	16	10	33		12	12,0 - 17,0	10,5	27,5	29	24	26	20
CMMFG013	3/8"	10	33	CMMFP13PG11	11	10	33		13	13,0 - 19,0	11,5	30	30,5	26	28	20
CMMFG013A	1/2"	10	33,5	CMMFP13PG13	13,5	10	33,5		13	13,0 - 19,0	11,5	30	30,5	26	28	20
				CMMFP13PG16	16	10	33,5		13	13,0 - 19,0	11,5	30	30,5	26	28	20
① CMMFG015	1/2"	11	34,5	CMMFP15PG13	13,5	10	33,5		15	15,5 - 21,0	13,8	32	33	28	30	20
CMMFG015A	3/4"	11	33,5	CMMFP15PG16	16	10	33,5		15	15,5 - 21,0	13,8	32	33	28	30	20
① CMMFG018	1/2"	11	34	CMMFP18PG16	16	11	34		18	18,0 - 25,0	16,5	37	37	32	34	10
CMMFG018A	3/4"	11	34	CMMFP18PG21	21	11	34		18	18,0 - 25,0	16,5	37	37	32	34	10
① CMMFG020	3/4"	13	38	CMMFP20PG21	21	12	36,5		20	20,5 - 27,0	18,5	39	42,5	35	38	10
CMMFG025	1"	15	42	CMMFP25PG29	29	12	39		25	25,0 - 32,0	23	45	46,5	40	42	10
① CMMFG027	1"	15	42	CMMFP27PG29	29	12	40		27	26,5 - 34,0	25	45	49,5	42	45	10
① CMMFG033	1 1/4"	15	47	CMMFP33PG36	36	12	44		33	33,0 - 41,0	31	55	58	50	53	5
① CMMFG035	1 1/4"	15	46	CMMFP35PG36	36	12	42,5		35	35,0 - 43,0	33	55	58	50	53	5
① CMMFG040	1 1/2"	18	50	CMMFP40PG36	36	17	49,5		40	40,0 - 48,0	37,5	64	66,5	58	61	5
				CMMFP40PG42	42	13	48		40	40,0 - 48,0	37,5	64	66,5	58	61	5
① CMMFG050	2"	18	59	CMMFP50PG48	48	18	59		50	50,5 - 58,5	48	76	80,5	70	74	2
① CMMFG065	2 1/2"	24	85						65	65,0 - 74,0	61	99	99	95	95	1
① CMMFG075	3"	24	93						75	75,0 - 84,0	71	110	110	104	104	1
① CMMFG100	4"	30	98						100	100,0 - 109,0	95	136,5	136,5	129	129	1
REF. Part N. GAS	F GAS Thread	A mm	L mm	REF. Part N. PG	F PG Thread	A mm	L mm	Approvals	Conduit code NW	int. ext. Ø conduit mm	B useful passage mm	OD1 mm	OD2 mm	SP1 mm	SP2 mm	Packing unit

**CMMF - Male GAS and PG thread - Brass fittings with metallic continuity**



**CMMF - Filetto maschio ISO Metrico - Raccordo in ottone con continuità metallica**

Codice ISO Metrico	Certificazioni	F Filetto ISO Metrico	Codice Guaina NW	Ø guaina mm int. est.	A mm	B Passaggio utile mm	L mm	OD1 mm	OD2 mm	SP1 mm	SP2 mm	Confezione standard
CMMF09M12		M12x1,5	9	8,5 - 13,0	10	7	31	23	24,5	20	22	20
CMMF09M16		M16x1,5	9	8,5 - 13,0	10	7	31,5	23	24,5	20	22	20
CMMF09M20		M20x1,5	9	8,5 - 13,0	10	7	31,5	25	24,5	22	22	20
CMMF10M12		M12x1,5	10	10,0 - 15,0	10	8,5	33	25	26	22	24	20
CMMF10M16		M16x1,5	10	10,0 - 15,0	10	8,5	33	25	26	22	24	20
CMMF10M20		M20x1,5	10	10,0 - 15,0	10	8,5	32,5	25	26	22	24	20
CMMF12M16		M16x1,5	12	12,0 - 17,0	10	10,5	33	27,5	29	24	26	20
CMMF12M20		M20x1,5	12	12,0 - 17,0	10	10,5	33,5	27,5	29	24	26	20
CMMF13M16		M16x1,5	13	13,0 - 19,0	10	11,5	33,5	30	30,5	26	28	20
CMMF13M20		M20x1,5	13	13,0 - 19,0	10	11,5	34	30	30,5	26	28	20
CMMF15M20		M20x1,5	15	15,5 - 21,0	10	13,8	34,5	32	33	28	30	20
CMMF15M25		M25x1,5	15	15,5 - 21,0	11	13,8	35	32	33	28	30	20
CMMF18M20		M20x1,5	18	18,0 - 25,0	11	16,5	34,5	37	37	32	34	10
CMMF18M25		M25x1,5	18	18,0 - 25,0	11	16,5	34,5	37	37	32	34	10
CMMF20M25		M25x1,5	20	20,5 - 27,0	12	18,5	37	39	42,5	35	38	10
CMMF25M32		M32x1,5	25	25,0 - 32,0	12	23	39,5	45	46,5	40	42	10
CMMF27M32		M32x1,5	27	26,5 - 34,0	12	25	39,5	45	49,5	42	45	10
CMMF33M40		M40x1,5	33	33,0 - 41,0	12	31	44	55	58	50	53	5
CMMF35M40		M40x1,5	35	35,0 - 43,0	12	33	43	55	58	50	53	5
CMMF40M50		M50x1,5	40	40,0 - 48,0	13	37,5	47,5	64	66,5	58	61	5
CMMF50M63		M63x1,5	50	50,5 - 58,5	16	48	55	76	80,5	70	74	2
REF. Part N. ISO Metric	Approvals	F ISO Metric Thread	Conduit code NW	int. ext. Ø conduit mm	A mm	B useful passage mm	L mm	OD1 mm	OD2 mm	SP1 mm	SP2 mm	Packing unit

**CMMF - Male ISO Metric thread - Brass fittings with metallic continuity**